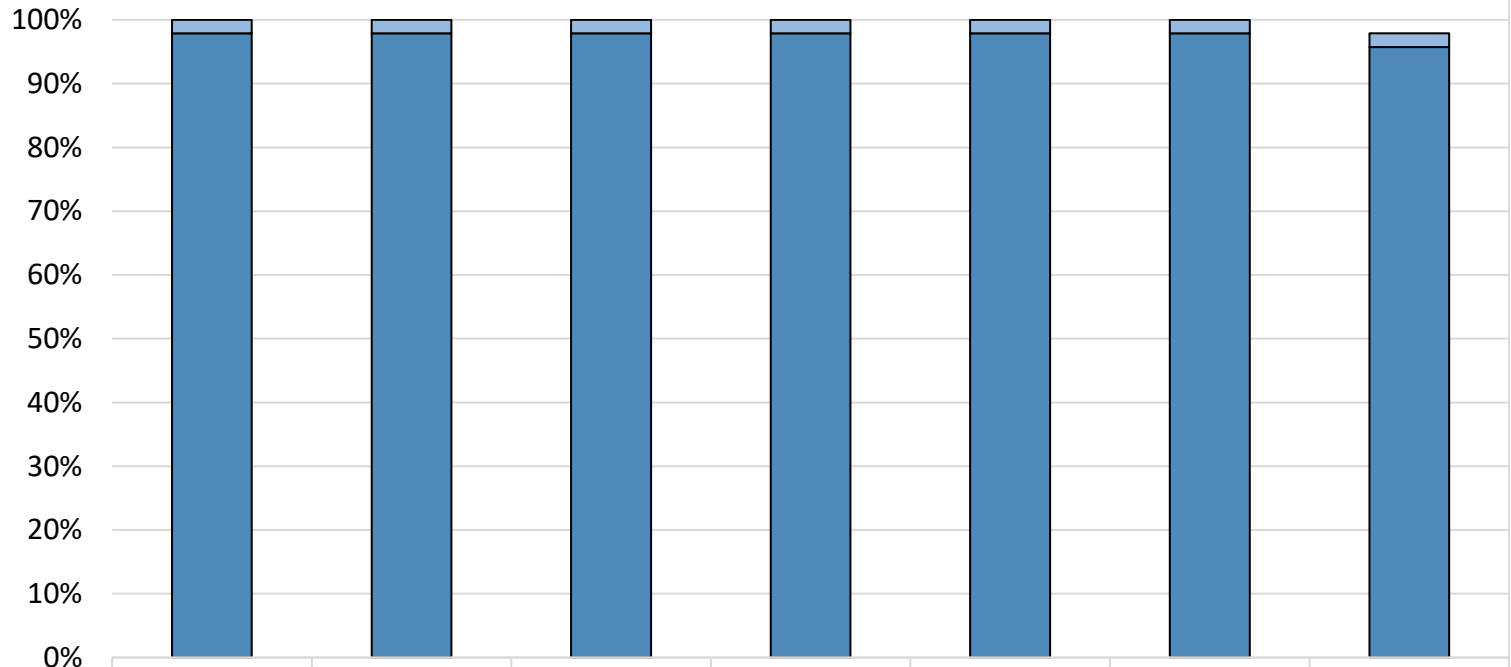


### How many kids at Community Services Consortium Head Start Newport are vaccinated?\*



	DTaP	Polio	Varicella	MMR	HepB	HepA	Hib
% Nonmedical Exemptions	2%	2%	2%	2%	2%	2%	2%
% Vaccinated	98%	98%	98%	98%	98%	98%	96%

Number of children at the school\*\*: **47**

**March 2023**

Percent of children with no immunization or exemption record: **0%**

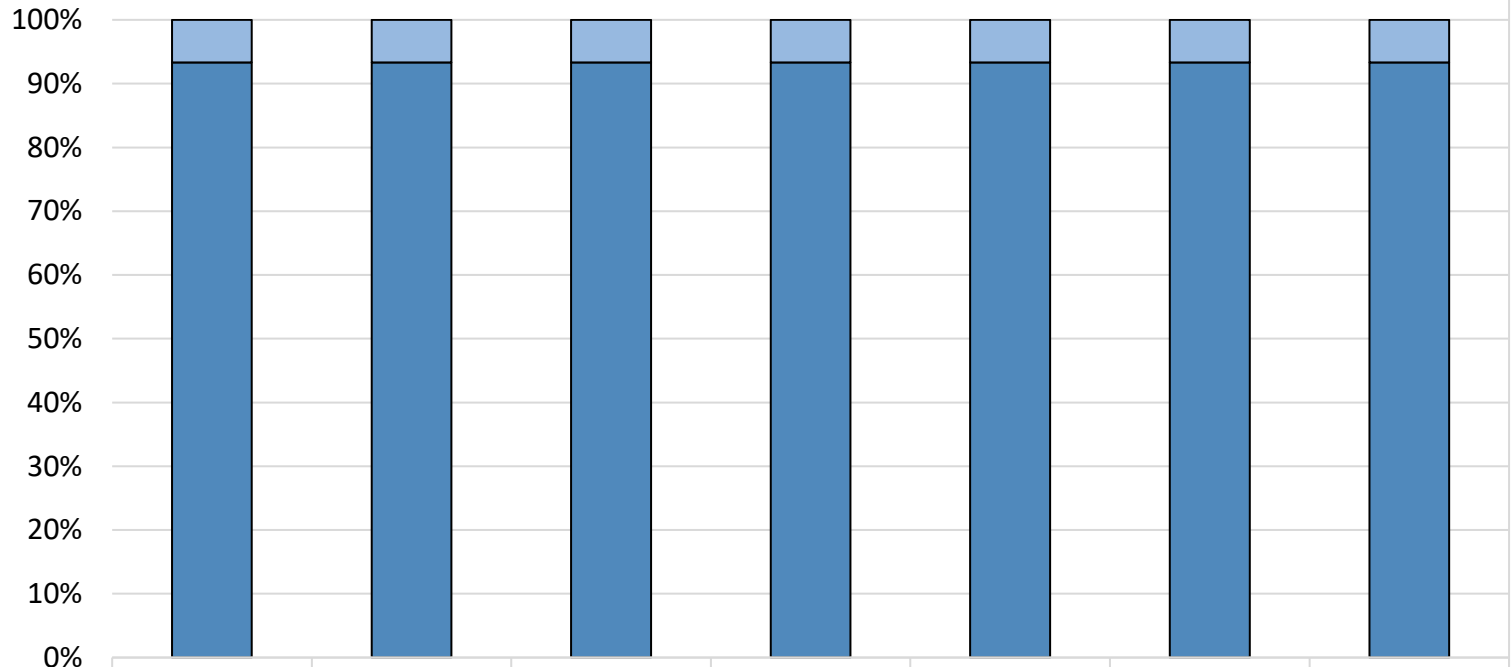
Percent of children with a medical exemption for one or more vaccine(s): **0%**

\* Not all immunizations are required for all grades. These numbers may not total 100% if some children have medical exemptions, or are incomplete or in process with immunizations but do not need an exemption because they are on schedule.

\*\*There is/are also **0** child(ren) enrolled for whom immunizations are not required to be reported because their records are tracked by another site or they attend fewer than 5 days per year.

\*\*There is/are also **0** child(ren) 18 months of age or younger who are not required to be finished with their pre-school vaccines because of their age.

### How many kids at Community Services Consortium Head Start Toledo are vaccinated?\*



■ % Nonmedical Exemptions

■ % Vaccinated

DTaP

Polio

Varicella

MMR

HepB

HepA

Hib

93%

93%

93%

93%

93%

93%

93%

7%

7%

7%

7%

7%

7%

7%

Number of children at the school\*\*: **30**

**March 2023**

Percent of children with no immunization or exemption record: **0%**

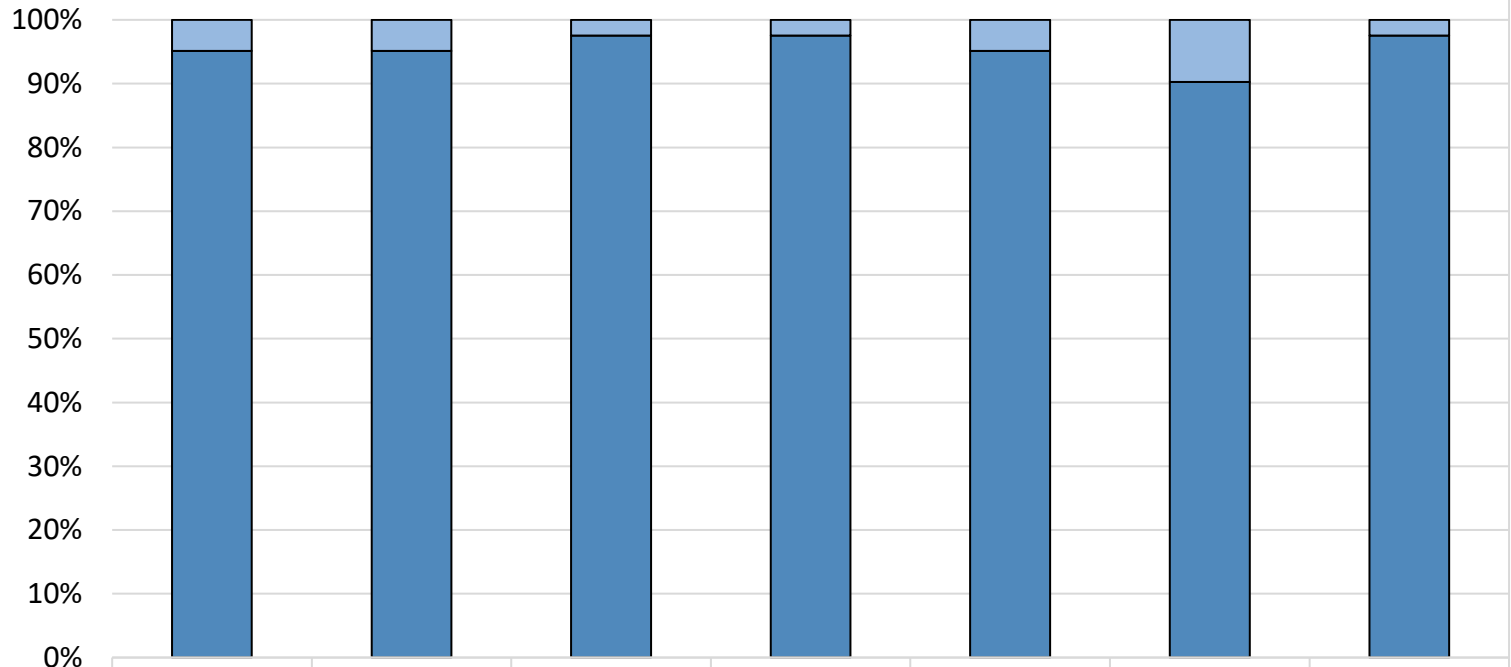
Percent of children with a medical exemption for one or more vaccine(s): **0%**

\* Not all immunizations are required for all grades. These numbers may not total 100% if some children have medical exemptions, or are incomplete or in process with immunizations but do not need an exemption because they are on schedule.

\*\*There is/are also **0** child(ren) enrolled for whom immunizations are not required to be reported because their records are tracked by another site or they attend fewer than 5 days per year.

\*\*There is/are also **0** child(ren) 18 months of age or younger who are not required to be finished with their pre-school vaccines because of their age.

### How many kids at Community Services Consortium Head Start Lincoln City are vaccinated?\*



■ % Nonmedical Exemptions	5%	5%	2%	2%	5%	10%	2%
■ % Vaccinated	95%	95%	98%	98%	95%	90%	98%

Number of children at the school\*\*: **41**

**March 2023**

Percent of children with no immunization or exemption record: **0%**

Percent of children with a medical exemption for one or more vaccine(s): **0%**

\* Not all immunizations are required for all grades. These numbers may not total 100% if some children have medical exemptions, or are incomplete or in process with immunizations but do not need an exemption because they are on schedule.

\*\*There is/are also **0** child(ren) enrolled for whom immunizations are not required to be reported because their records are tracked by another site or they attend fewer than 5 days per year.

\*\*There is/are also **0** child(ren) 18 months of age or younger who are not required to be finished with their pre-school vaccines because of their age.