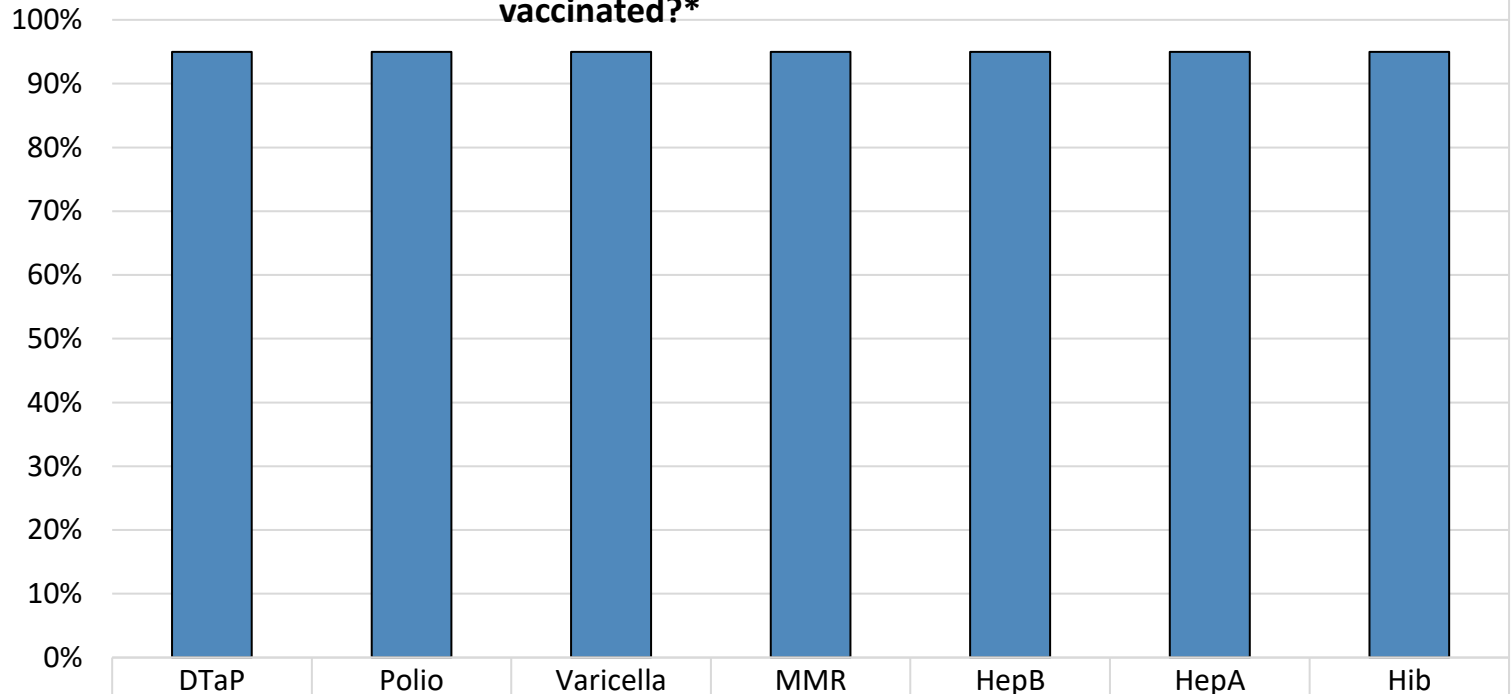


How many children at Community Services Consortium Head Start Lincoln City are vaccinated?*



■ % Nonmedical Exemptions	0%	0%	0%	0%	0%	0%	0%
■ % Vaccinated	95%	95%	95%	95%	95%	95%	95%

Number of children at the school**: **40**

October 2023

Percent of children with no immunization or exemption record: **0%**

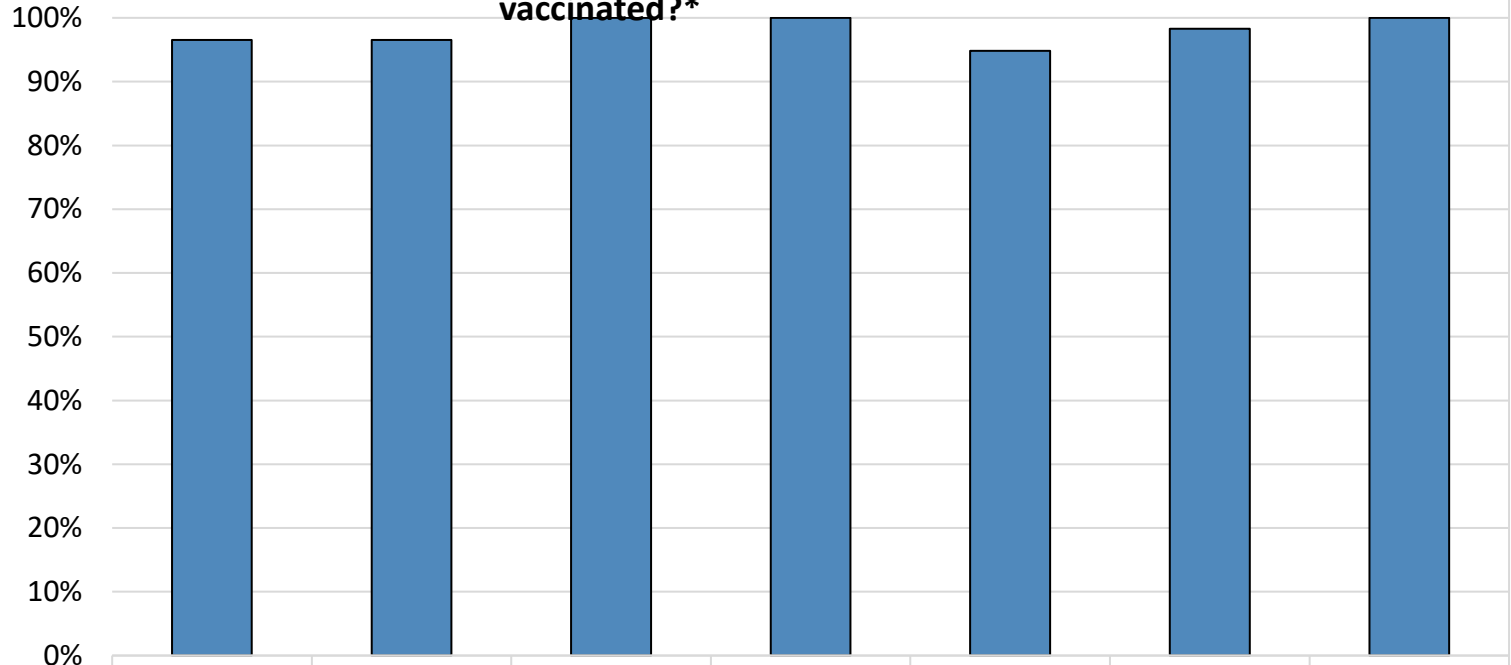
Percent of children with a medical exemption for one or more vaccine(s): **0%**

* Not all immunizations are required for all grades. These numbers may not total 100% if some children have medical exemptions, or are incomplete or in process with immunizations but do not need an exemption because they are on schedule.

There is/are also **0 child(ren) enrolled for whom immunizations are not required to be reported because their records are tracked by another site or they attend fewer than 5 days per year.

There is/are also **0 child(ren) 18 months of age or younger who are not required to be finished with their pre-school vaccines because of their age.

How many children at Community Services Consortium Head Start Newport are vaccinated?*



	DTaP	Polio	Varicella	MMR	HepB	HepA	Hib
■ % Nonmedical Exemptions	0%	0%	0%	0%	0%	0%	0%
■ % Vaccinated	97%	97%	100%	100%	95%	98%	100%

Number of children at the school**: **58**

October 2023

Percent of children with no immunization or exemption record: **0%**

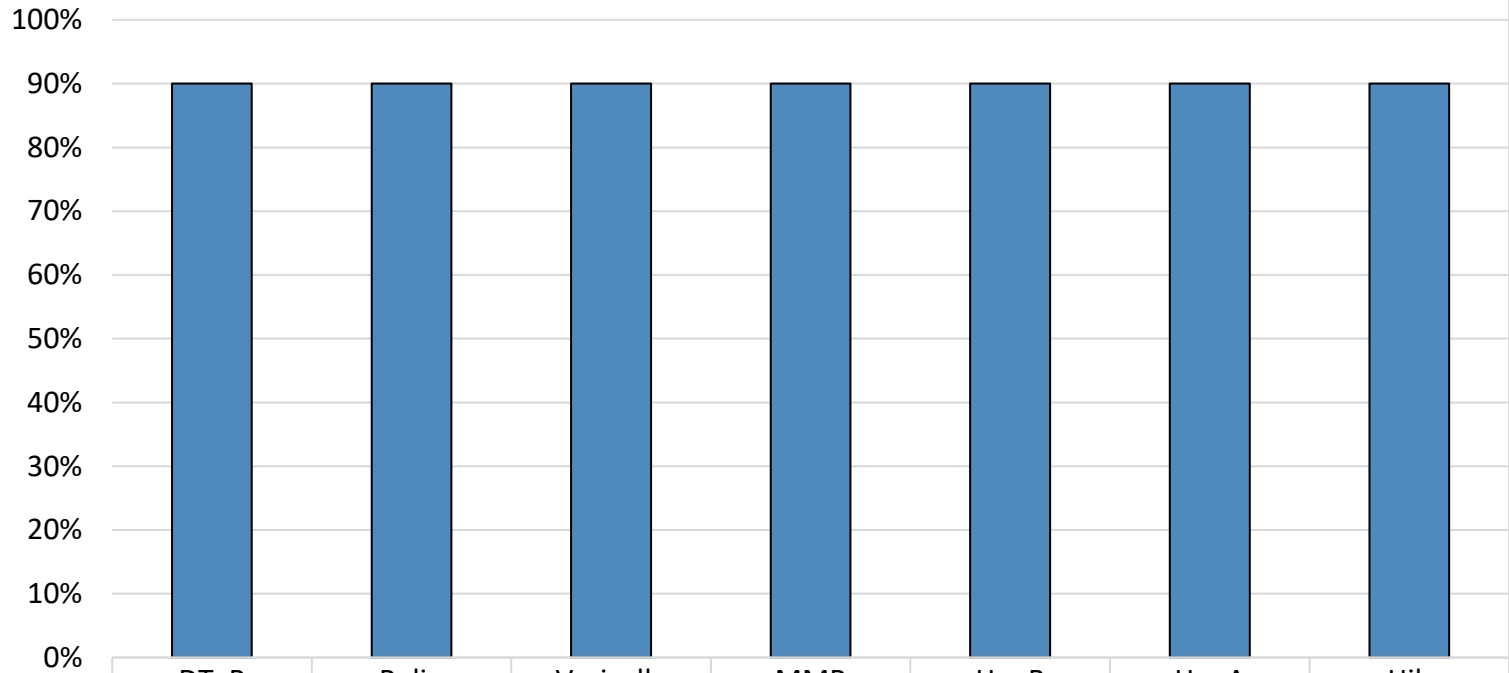
Percent of children with a medical exemption for one or more vaccine(s): **0%**

* Not all immunizations are required for all grades. These numbers may not total 100% if some children have medical exemptions, or are incomplete or in process with immunizations but do not need an exemption because they are on schedule.

There is/are also **0 child(ren) enrolled for whom immunizations are not required to be reported because their records are tracked by another site or they attend fewer than 5 days per year.

There is/are also **0 child(ren) 18 months of age or younger who are not required to be finished with their pre-school vaccines because of their age.

How many children at Community Services Consortium Head Start Toledo are vaccinated?*



■ % Nonmedical Exemptions

■ % Vaccinated

DTaP

Polio

Varicella

MMR

HepB

HepA

Hib

0%

0%

0%

0%

0%

0%

0%

90%

90%

90%

90%

90%

90%

90%

Number of children at the school**: **40**

October 2023

Percent of children with no immunization or exemption record: **0%**

Percent of children with a medical exemption for one or more vaccine(s): **0%**

* Not all immunizations are required for all grades. These numbers may not total 100% if some children have medical exemptions, or are incomplete or in process with immunizations but do not need an exemption because they are on schedule.

There is/are also **0 child(ren) enrolled for whom immunizations are not required to be reported because their records are tracked by another site or they attend fewer than 5 days per year.

There is/are also **0 child(ren) 18 months of age or younger who are not required to be finished with their pre-school vaccines because of their age.