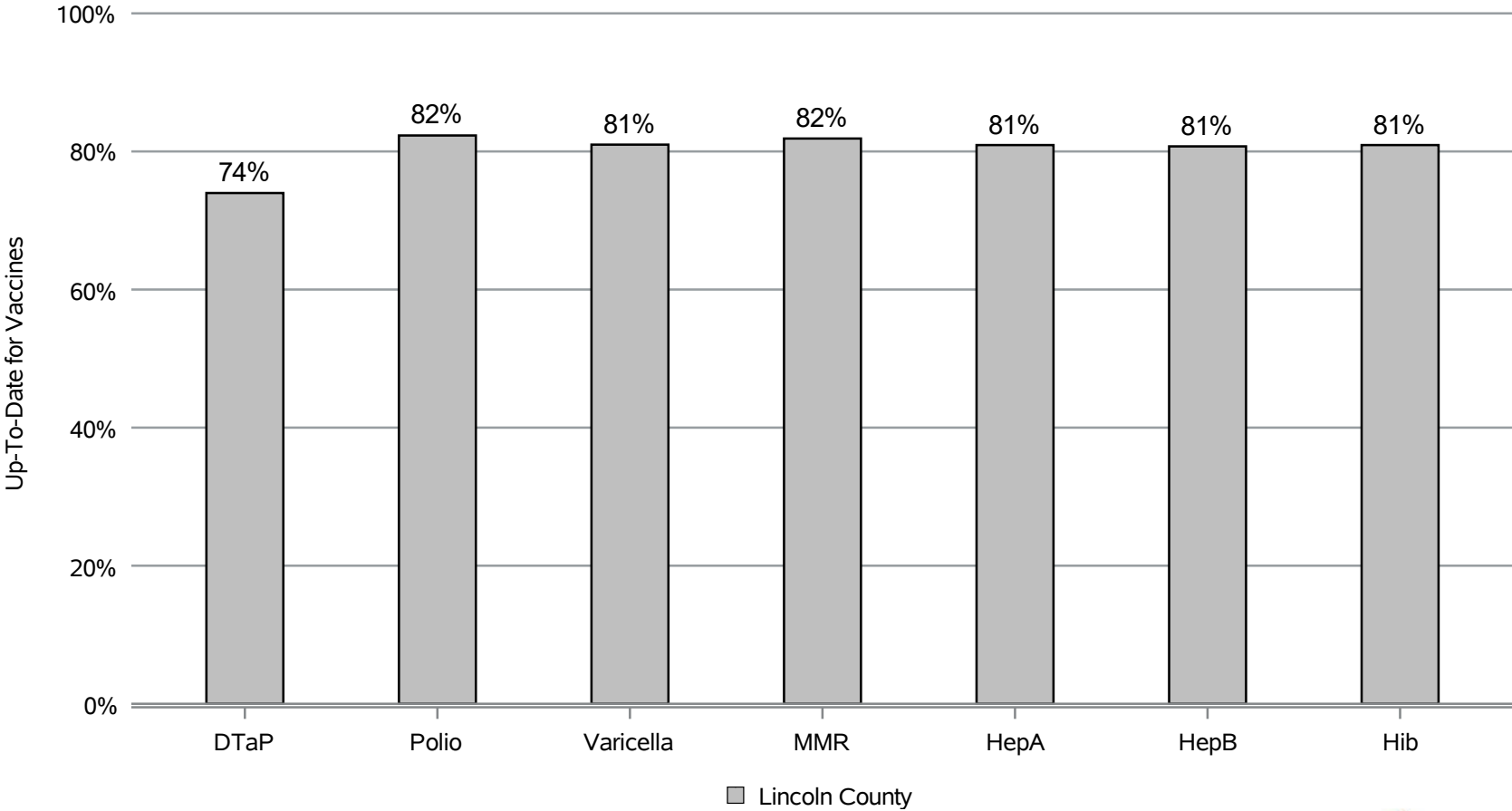


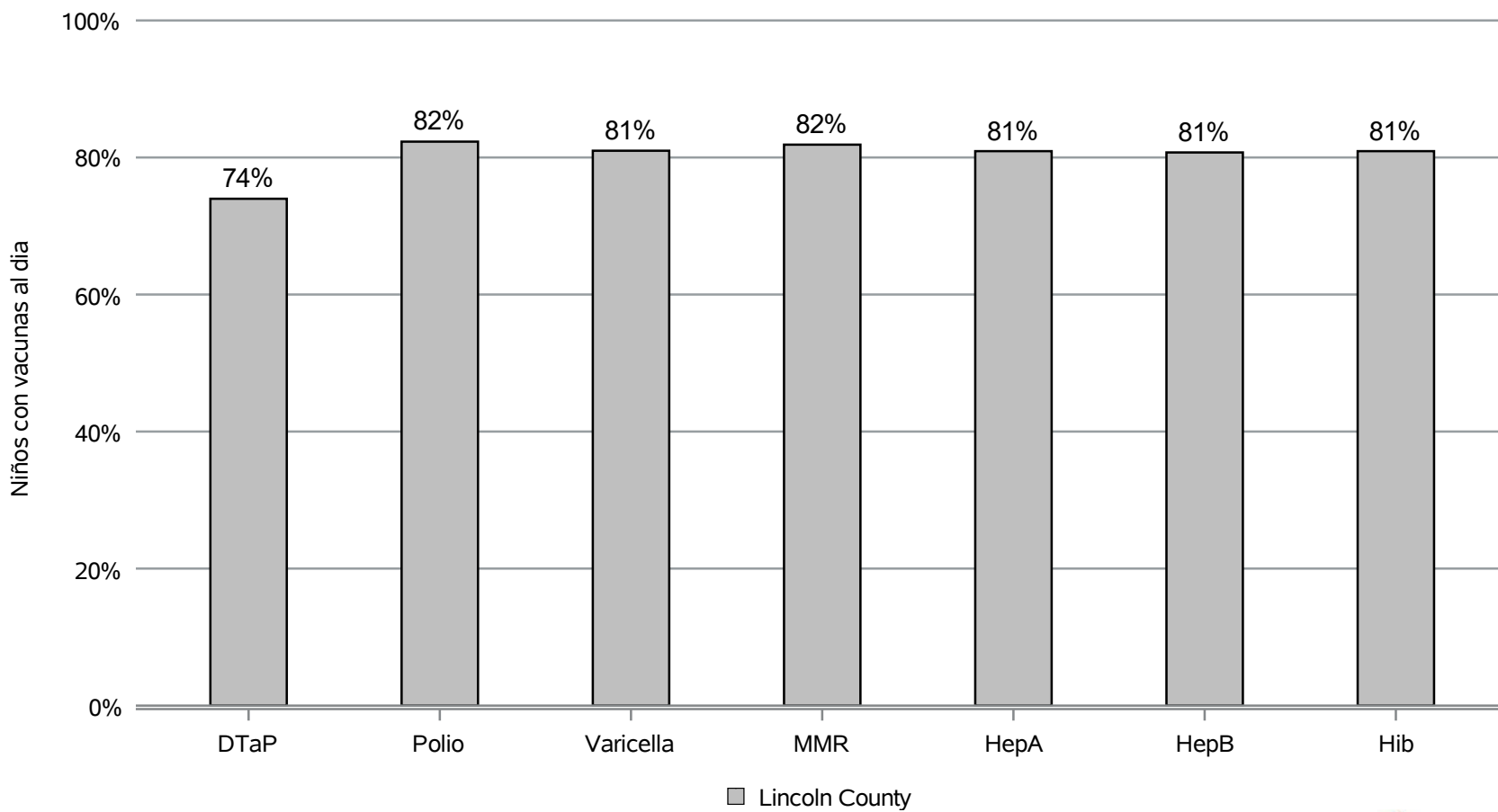
### How many kids younger than school-age\* are up-to-date on vaccines in Lincoln County?



\*Children age 19 months as of January 11, 2023 through 5 years as of September 1, 2022  
Assessment Date: February 27, 2023  
Data source: Oregon ALERT IIS



### Cuántos niños menores de edad escolar\* están al día con vacunas en Lincoln County?



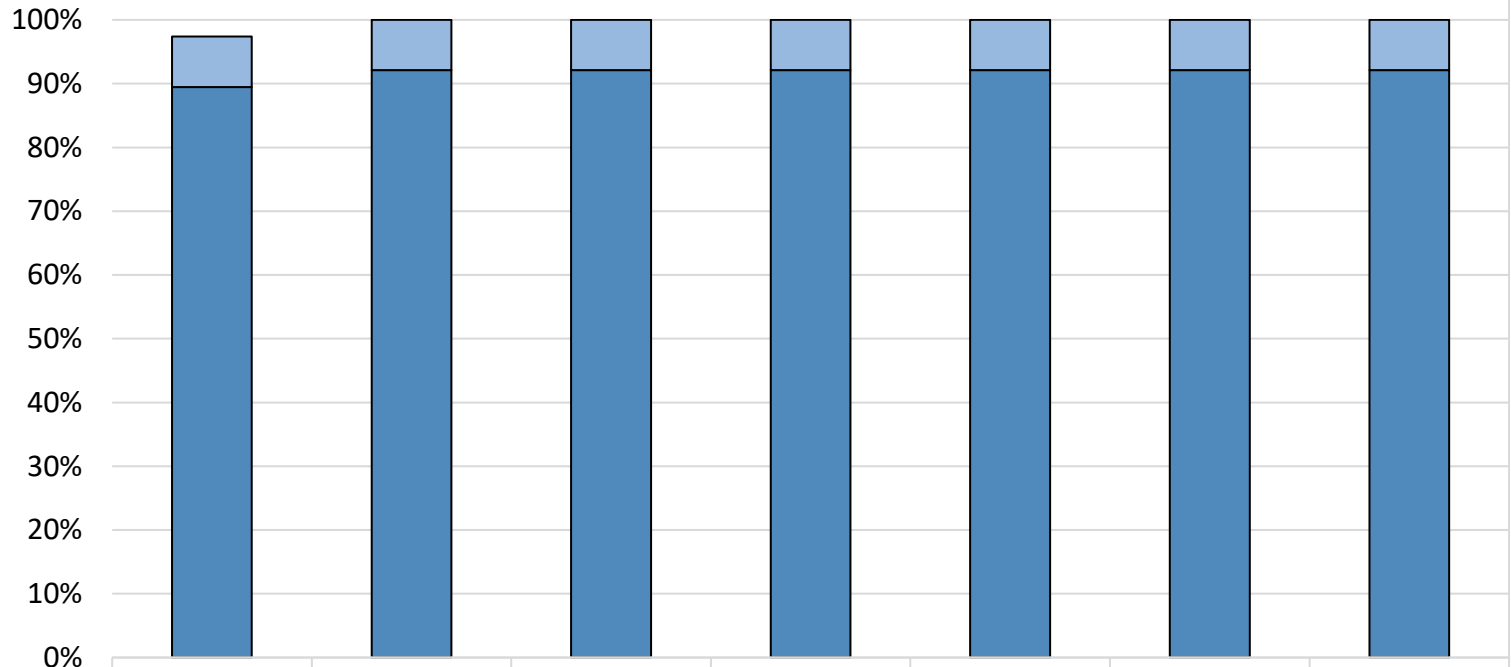
\*Niños de 19 meses de edad al 11 de enero del 2023 hasta 5 años de edad al 1 de septiembre del 2022

Fecha de evaluación: 27 de febrero del 2023

Fuente de datos: Oregon ALERT IIS



### How many kids at Community Services Consortium Head Start Lincoln City are vaccinated?\*



	DTaP	Polio	Varicella	MMR	HepB	HepA	Hib
% Nonmedical Exemptions	8%	8%	8%	8%	8%	8%	8%
% Vaccinated	89%	92%	92%	92%	92%	92%	92%

Number of children at the school\*\*: **38**

**March 2024**

Percent of children with no immunization or exemption record: **0%**

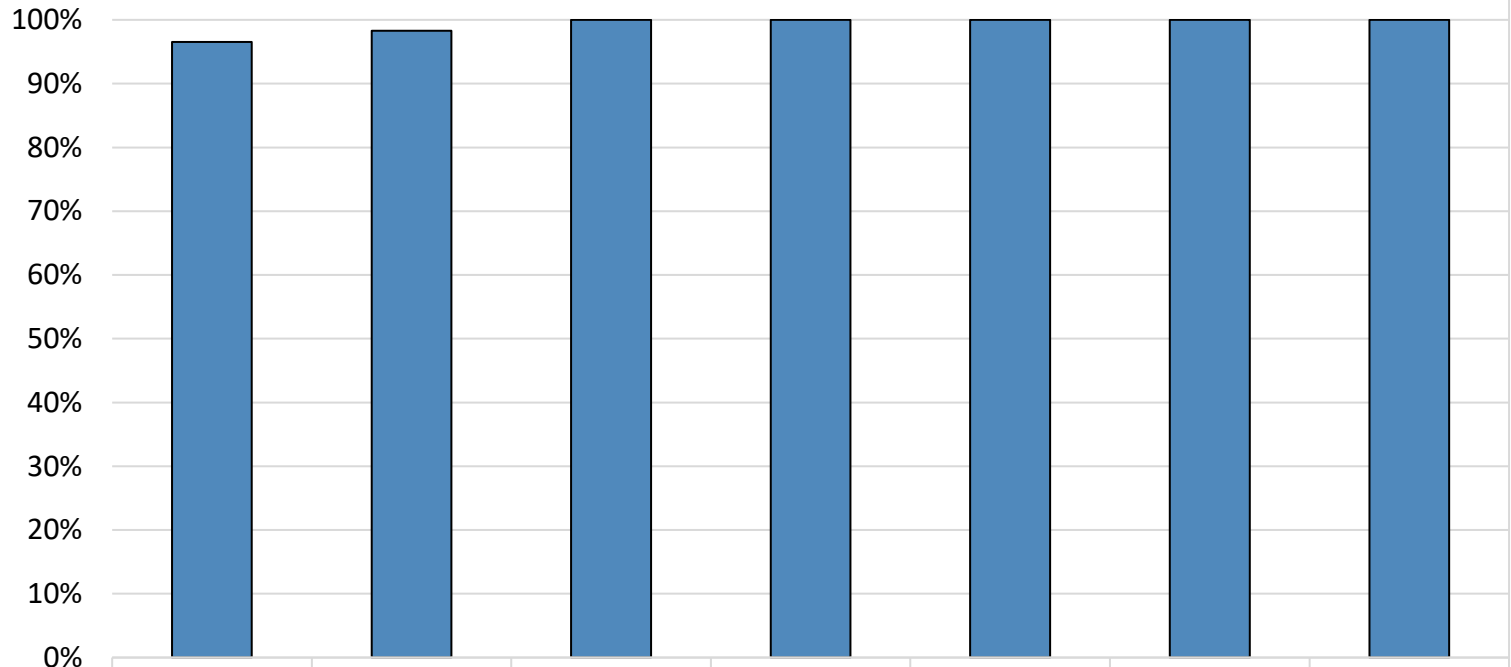
Percent of children with a medical exemption for one or more vaccine(s): **0%**

\* Not all immunizations are required for all grades. These numbers may not total 100% if some children have medical exemptions, or are incomplete or in process with immunizations but do not need an exemption because they are on schedule.

\*\*There is/are also **0** child(ren) enrolled for whom immunizations are not required to be reported because their records are tracked by another site or they attend fewer than 5 days per year.

\*\*There is/are also **0** child(ren) 18 months of age or younger who are not required to be finished with their pre-school vaccines because of their age.

### How many kids at Community Services Consortium Head Start Newport are vaccinated?\*



	DTaP	Polio	Varicella	MMR	HepB	HepA	Hib
■ % Nonmedical Exemptions	0%	0%	0%	0%	0%	0%	0%
■ % Vaccinated	97%	98%	100%	100%	100%	100%	100%

Number of children at the school\*\*: **58**

**March 2024**

Percent of children with no immunization or exemption record: **0%**

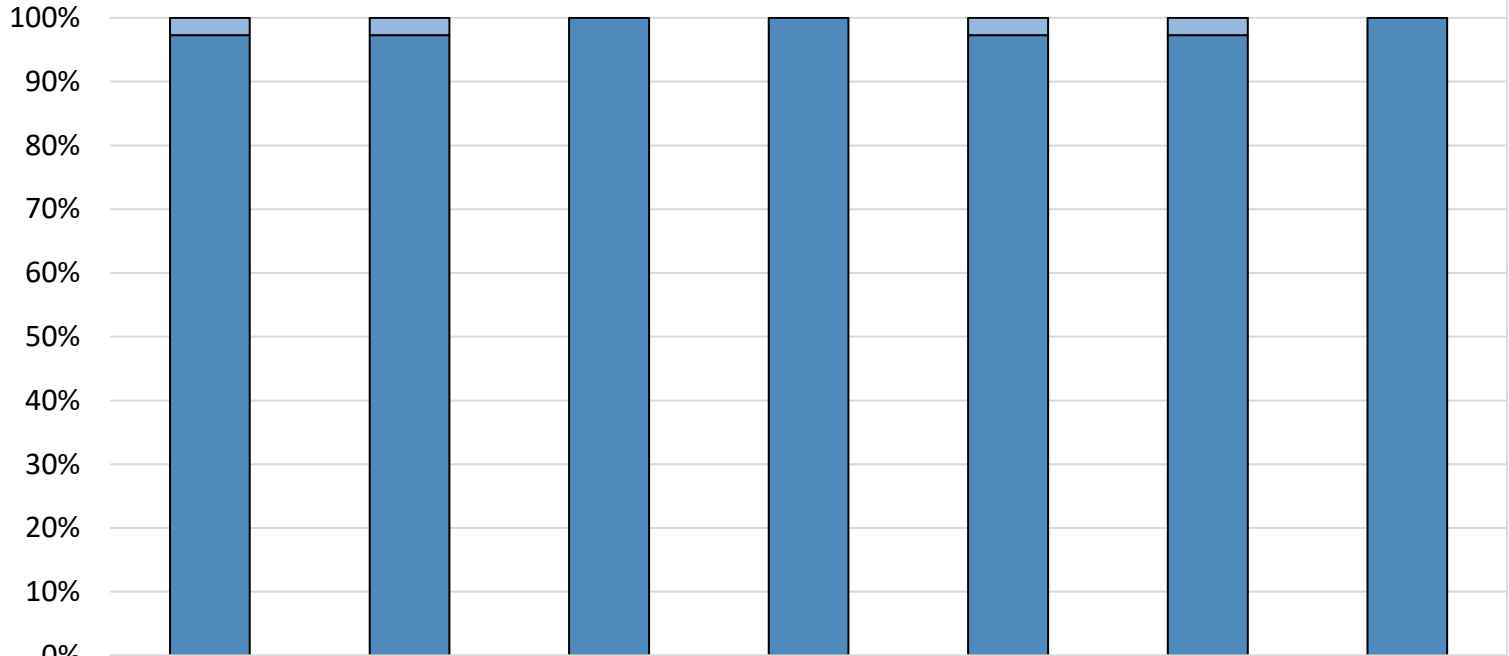
Percent of children with a medical exemption for one or more vaccine(s): **0%**

\* Not all immunizations are required for all grades. These numbers may not total 100% if some children have medical exemptions, or are incomplete or in process with immunizations but do not need an exemption because they are on schedule.

\*\*There is/are also **0** child(ren) enrolled for whom immunizations are not required to be reported because their records are tracked by another site or they attend fewer than 5 days per year.

\*\*There is/are also **0** child(ren) 18 months of age or younger who are not required to be finished with their pre-school vaccines because of their age.

### How many kids at Community Services Consortium Head Start Toledo are vaccinated?\*



	DTaP	Polio	Varicella	MMR	HepB	HepA	Hib
% Nonmedical Exemptions	3%	3%	0%	0%	3%	3%	0%
% Vaccinated	97%	97%	100%	100%	97%	97%	100%

Number of children at the school\*\*: **37**

**March 2024**

Percent of children with no immunization or exemption record: **0%**

Percent of children with a medical exemption for one or more vaccine(s): **0%**

\* Not all immunizations are required for all grades. These numbers may not total 100% if some children have medical exemptions, or are incomplete or in process with immunizations but do not need an exemption because they are on schedule.

\*\*There is/are also **0** child(ren) enrolled for whom immunizations are not required to be reported because their records are tracked by another site or they attend fewer than 5 days per year.

\*\*There is/are also **0** child(ren) 18 months of age or younger who are not required to be finished with their pre-school vaccines because of their age.