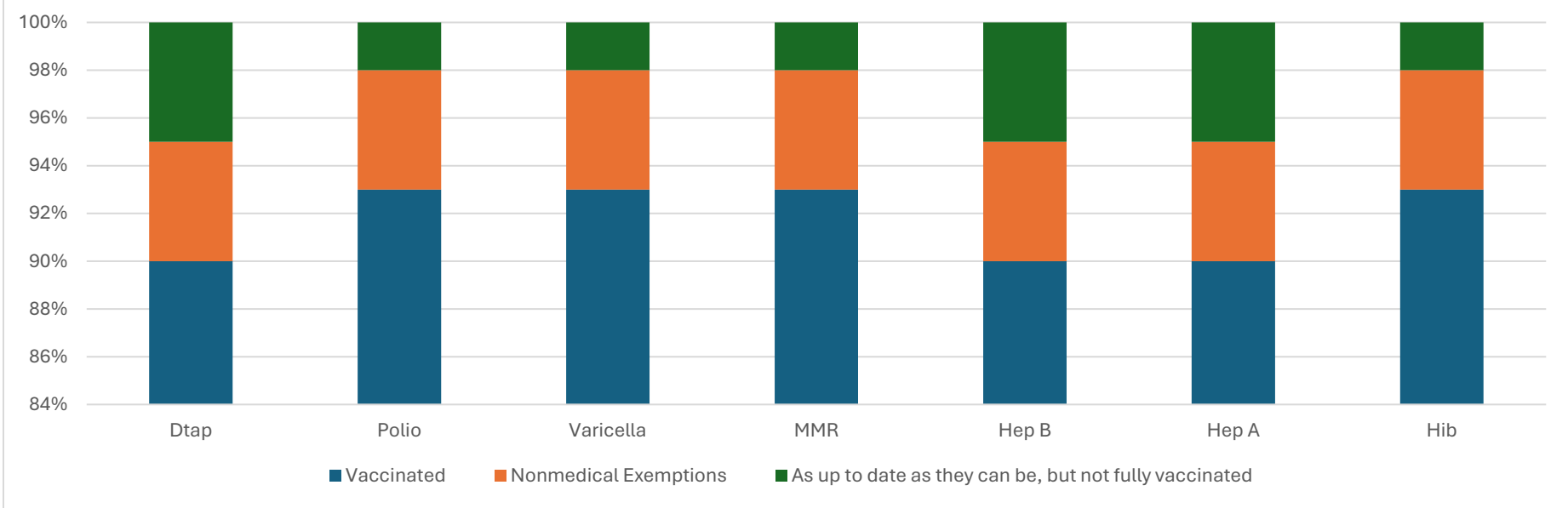


How many kids at Community Services Consortium Head Start Lincoln City are vaccinated?\*



	DTap	Polio	Varicella	MMR	Hep B	Hep A	Hib
% Vaccinated	90%	93%	93%	93%	90%	90%	93%
% Nonmedical Exemptions	5%	5%	5%	5%	5%	5%	5%
% Incomplete in the immunization process but no exemption is needed because they are on schedule	3%	0%	0%	0%	3%	3%	0%

Number of children at the school\*\*: 39

Percent of children with no immunization or exemption record: 0%

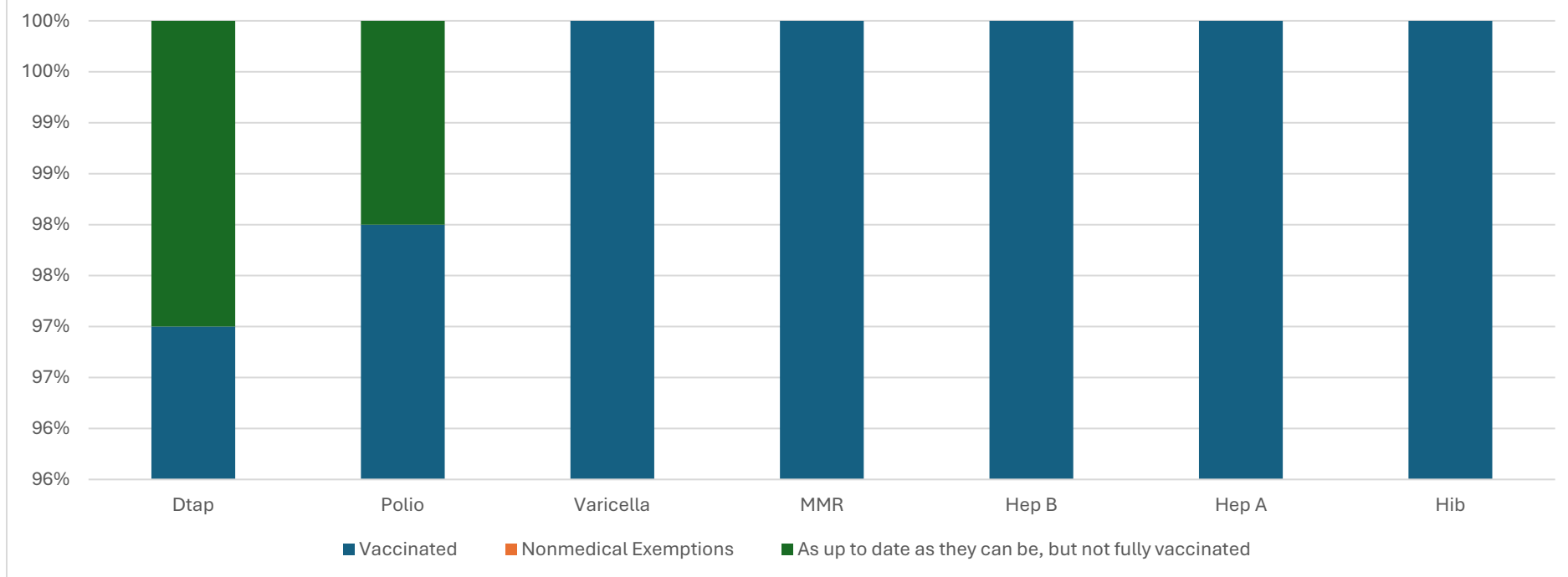
Percent of children with a medical exemption for one or more vaccines: 0%

\*Not all immunizations are required for all grades.

\*\* There are also 0 children enrolled for whom immunizations are not required to be reported because their records are tracked by another site or they attend fewer than 5 days per year.

\*\* There are 0 children 18 months of age or younger who are not required to be finished with their pre-school vaccines because of their age.

### How many kids at Community Services Consortium Head Start Newport are vaccinated?\*



	DTap	Polio	Varicella	MMR	Hep B	Hep A	Hib
% Vaccinated	97%	98%	100%	100%	100%	100%	100%
% Nonmedical Exemptions	0%	0%	0%	0%	0%	0%	0%
% Incomplete in the immunization process but no exemption is needed because they are on schedule	3%	2%	0%	0%	0%	0%	0%

Number of children at the school\*\*: 58

Percent of children with no immunization or exemption record: 0%

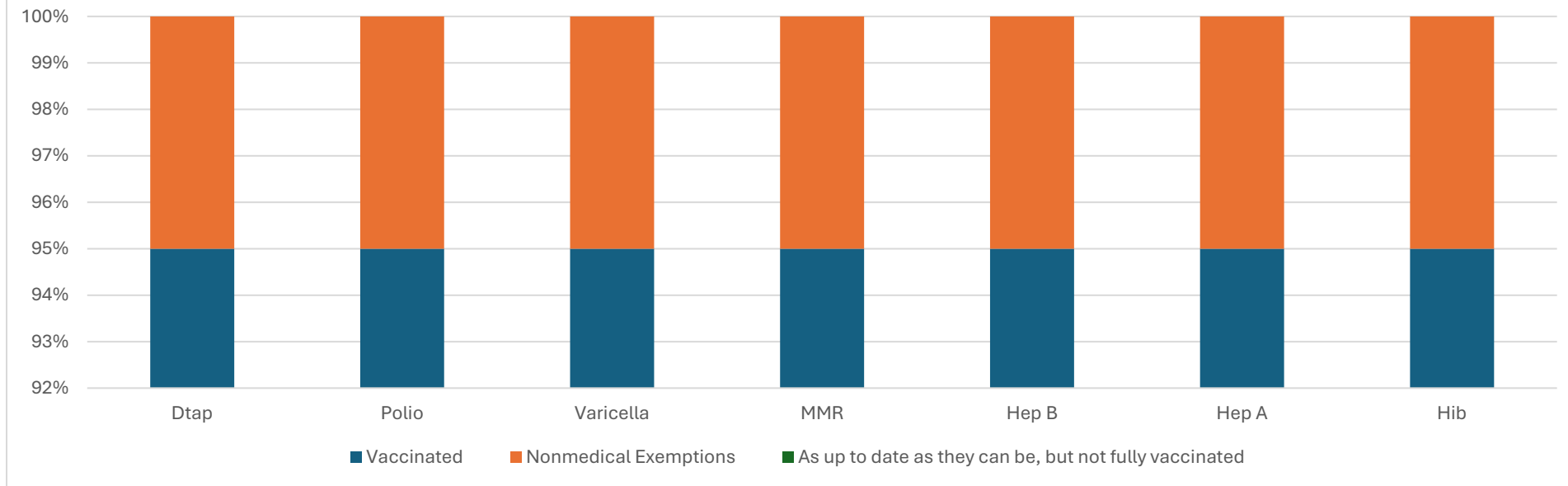
Percent of children with a medical exemption for one or more vaccines: 0%

\*Not all immunizations are required for all grades.

\*\* There are also 0 children enrolled for whom immunizations are not required to be reported because their records are tracked by another site or they attend fewer than 5 days per year.

\*\* There are 0 children 18 months of age or younger who are not required to be finished with their pre-school vaccines because of their age.

## How many kids at Community Services Consortium Head Start Toledo are vaccinated?\*



	DTap	Polio	Varicella	MMR	Hep B	Hep A	Hib
% Vaccinated	95%	95%	95%	95%	95%	95%	95%
% Nonmedical Exemptions	5%	5%	5%	5%	5%	5%	5%
% Incomplete in the immunization process but no exemption is needed because they are on schedule	0%	0%	0%	0%	0%	0%	0%

Number of children at the school\*\*: 40

Percent of children with no immunization or exemption record: 0%

Percent of children with a medical exemption for one or more vaccines: 0%

\*Not all immunizations are required for all grades.

\*\* There are also 0 children enrolled for whom immunizations are not required to be reported because their records are tracked by another site or they attend fewer than 5 days per year.

\*\* There are 0 children 18 months of age or younger who are not required to be finished with their pre-school vaccines because of their age.